

This report is filtered

Only show: #1 Question "Please select the after school program name." is one of the following answers ("Excellence at the Teen Center","Lebanon High","Oak Heights Elementary","Pioneer School (Lebanon)","Seven Oak Middle School","Sweet Home High","Sweet Home Jr High")

# Grantee Results for OR 21st CCLC Student Survey - Boys and Girls Club of the Greater Santiam (East Linn County Consortia)

## Response Counts

Completion Rate:

74.1%



Complete



40

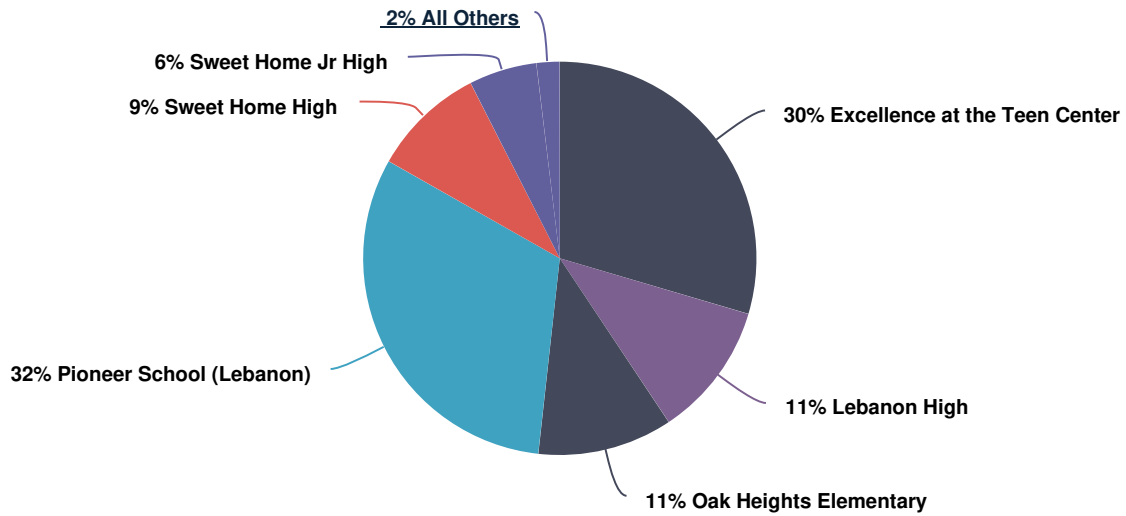
Partial



14

Totals: 54

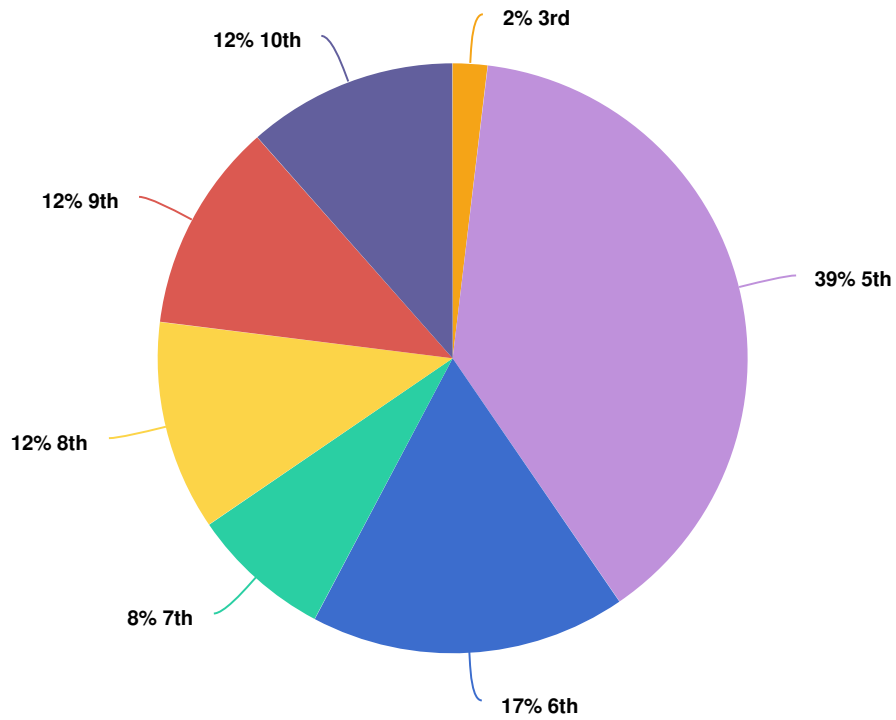
1. Please select the after school program name.



Value	Percent	Responses
Excellence at the Teen Center	29.6%	16
Lebanon High	11.1%	6
Oak Heights Elementary	11.1%	6
Pioneer School (Lebanon)	31.5%	17
Sweet Home High	9.3%	5
Sweet Home Jr High	5.6%	3
Seven Oak Middle School	1.9%	1

Totals: 54

2. What grade are you in?

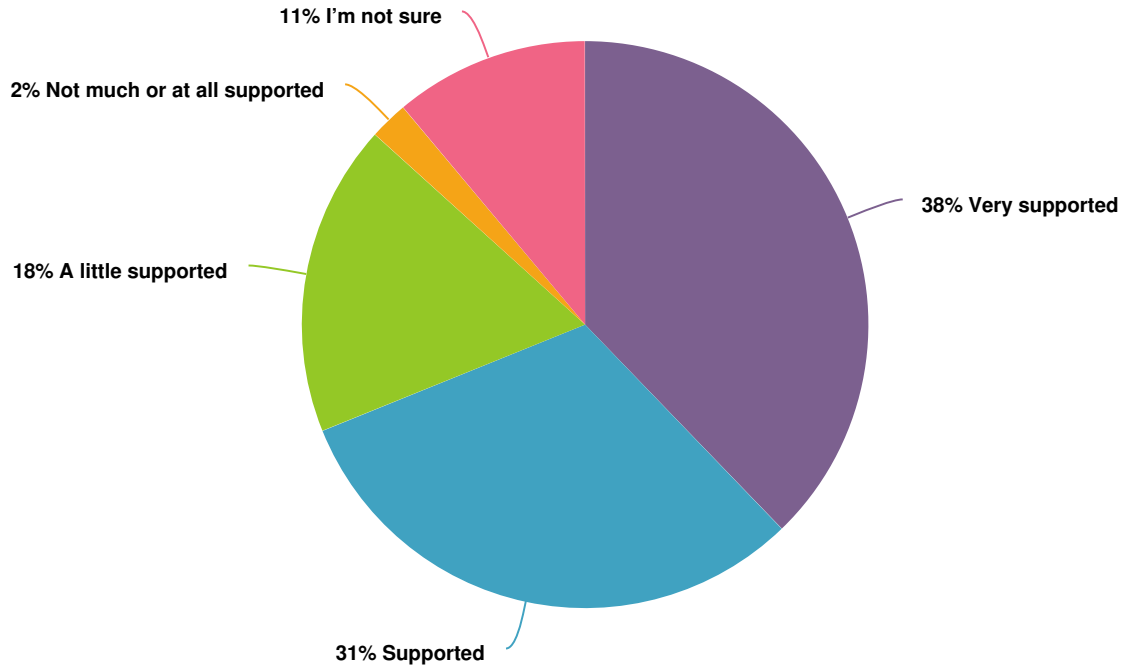







Value	Percent	Responses
3rd	1.9%	1
5th	38.5%	20
6th	17.3%	9
7th	7.7%	4
8th	11.5%	6
9th	11.5%	6
10th	11.5%	6

Totals: 52

ITEMS #3-#15 WERE ASKED OF ALL YOUTH.

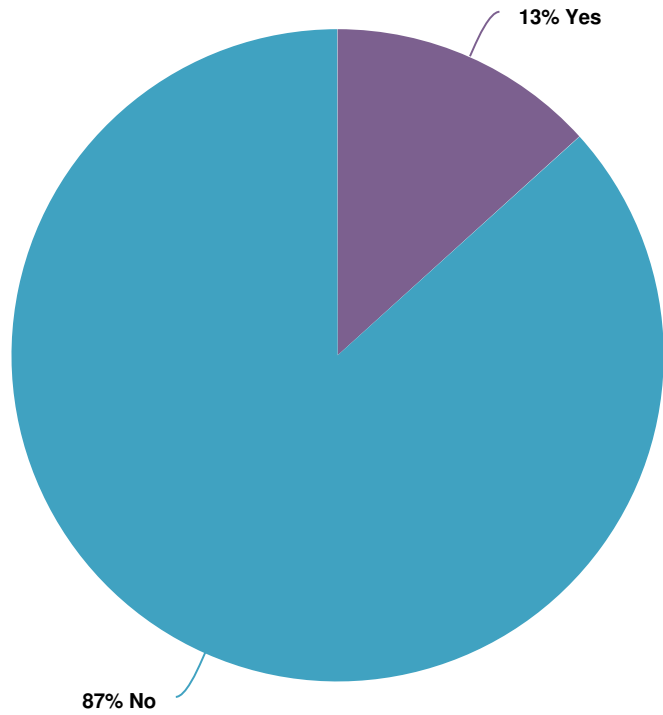
3. How supported do you feel by your after school program?



Value		Percent	Responses
Very supported		37.8%	17
Supported		31.1%	14
A little supported		17.8%	8
Not much or at all supported		2.2%	1
I'm not sure		11.1%	5

Totals: 45

6. Did you participate in remote learning as part of the after school program this school year? NOTE: Remote learning includes distance learning, virtual instruction, hard-copy packets sent home to students, packets shared via email, and/or other forms of instruction taking place at home.



Value	Percent	Responses
Yes	13.3%	6
No	86.7%	39

Totals: 45

7. Think about this program in particular. When you are at this program...

	Never	Rarely	Most of the time	Yes, always	Not sure	Responses
I have choices on what activities to do in the program. Count Row %	0 0.0%	4 16.7%	11 45.8%	7 29.2%	2 8.3%	24
Staff listen to our voice and ideas when making decisions about the program. Count Row %	0 0.0%	1 4.5%	16 72.7%	5 22.7%	0 0.0%	22
<b>Totals</b> Total Responses						24

8. How much do you agree or disagree with each of the following?

	Strongly Disagree	Disagree	Agree	Strongly Agree	Responses
Most students in the program are nice to me. Count Row %	0 0.0%	2 8.3%	15 62.5%	7 29.2%	24
I like participating in this afterschool program. Count Row %	0 0.0%	4 16.7%	9 37.5%	11 45.8%	24
I feel like I belong in this program. Count Row %	0 0.0%	6 26.1%	10 43.5%	7 30.4%	23
I like the activities we do in the program. Count Row %	0 0.0%	4 16.7%	15 62.5%	5 20.8%	24
The other students in this program make me feel welcome. Count Row %	1 4.3%	5 21.7%	14 60.9%	3 13.0%	23
<b>Totals</b> Total Responses					24

The following questions only asked if responded "Yes" to above.

9. How much do you agree or disagree with each of the following?

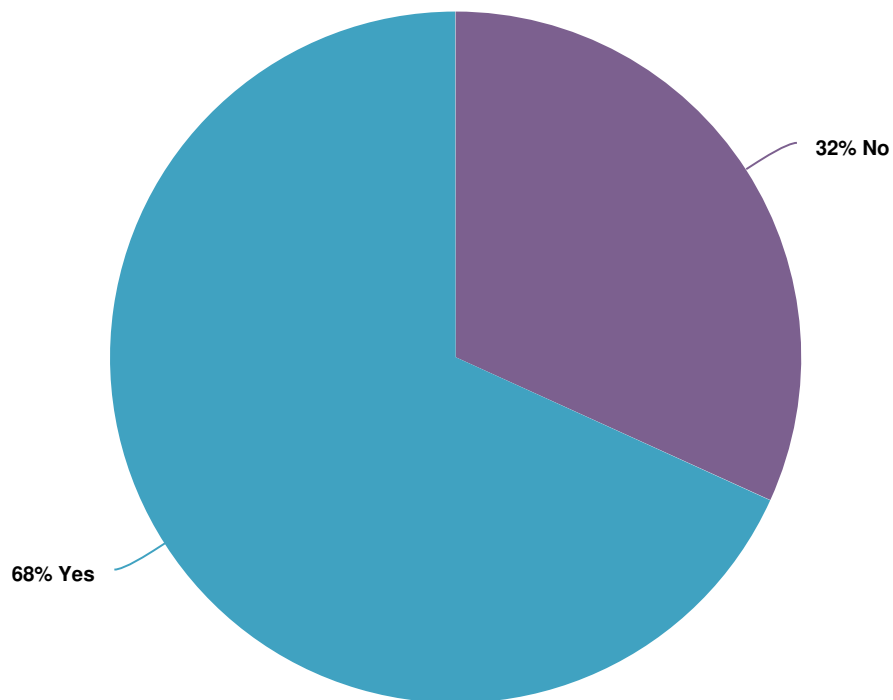


	Strongly disagree	Disagree	Agree	Strongly agree	Responses
The adults at the afterschool program are supportive. Count Row %	0 0.0%	0 0.0%	11 45.8%	13 54.2%	24
I can get help with my schoolwork in the program. Count Row %	0 0.0%	0 0.0%	12 50.0%	12 50.0%	24
The staff at the afterschool program treat me with respect. Count Row %	0 0.0%	1 4.2%	10 41.7%	13 54.2%	24
The things we do at the afterschool program helps me understand what we are learning in school. Count Row %	0 0.0%	3 13.6%	15 68.2%	4 18.2%	22
I like the staff at the afterschool program. Count Row %	0 0.0%	1 4.3%	6 26.1%	16 69.6%	23
Totals Total Responses					24

10. How much do you agree or disagree with each of the following?

	Strongly disagree	Disagree	Agree	Strongly agree	Responses
I understand the steps I need to take in order to have the career that I want. Count Row %	0 0.0%	0 0.0%	1 50.0%	1 50.0%	2
I feel knowledgeable about my career and college options. Count Row %	0 0.0%	1 50.0%	0 0.0%	1 50.0%	2
I feel prepared to either start college or pursue a career after high school. Count Row %	0 0.0%	1 50.0%	0 0.0%	1 50.0%	2
<b>Totals</b> Total Responses					2

11. I have been given opportunities to explore careers/jobs in my afterschool program.



Value		Percent	Responses
No		31.8%	7
Yes		68.2%	15
<b>Totals: 22</b>			

12. How much do you agree or disagree with each of the following?

	Strongly disagree	Disagree	Agree	Strongly Agree	Responses
The afterschool program has helped me develop career skills, talents, and interests. Count Row %	0 0.0%	2 13.3%	10 66.7%	3 20.0%	15
The afterschool program has helped me be more knowledgeable about career options. Count Row %	0 0.0%	1 6.7%	9 60.0%	5 33.3%	15
<b>Totals</b> Total Responses					15

13. How much do you agree or disagree with each of the following?

	Strongly disagree	Disagree	Agree	Strongly agree	Responses
If I had a big problem, I would seek help. Count Row %	3 14.3%	3 14.3%	8 38.1%	7 33.3%	21
I think carefully about what I'm going to do before I do it. Count Row %	1 4.8%	4 19.0%	12 57.1%	4 19.0%	21
I know what to do or how to cope when things are not going well. Count Row %	0 0.0%	5 23.8%	9 42.9%	7 33.3%	21
I know the rules and consequences for how to behave. Count Row %	0 0.0%	2 9.5%	9 42.9%	10 47.6%	21
I am responsible for my decisions. Count Row %	1 4.8%	0 0.0%	10 47.6%	10 47.6%	21
<b>Totals</b> Total Responses					21

Item 14 asked if they responded "Yes" to above.

14. Do you think the afterschool program has helped you with...

	No, not at all	Not very much	Yes, somewhat	Yes, a lot	I don't know	Responses
Academic performance (e.g., grades and tests in school)? Count Row %	1 4.3%	3 13.0%	9 39.1%	9 39.1%	1 4.3%	23
Motivation to do well in school? Count Row %	0 0.0%	2 8.7%	8 34.8%	10 43.5%	3 13.0%	23
Feeling good about yourself? Count Row %	2 8.7%	8 34.8%	5 21.7%	8 34.8%	0 0.0%	23
Getting along with other people (positive relationships)? Count Row %	1 4.3%	4 17.4%	7 30.4%	10 43.5%	1 4.3%	23
Handling problems (problem solving)? Count Row %	1 4.3%	2 8.7%	10 43.5%	7 30.4%	3 13.0%	23
Working with other students (collaboration)? Count Row %	1 4.3%	1 4.3%	8 34.8%	9 39.1%	4 17.4%	23
Totals Total Responses						23

Item 15 asked if they responded "No" to item 13.

15. Think about this program in particular. When you are at this program...

21. Think about this program in particular. When you are at this program...

	No	Not very much	Most of the time	Yes, always	Not sure	Responses
Do you have choices on what to do in the program? Count Row %	0 0.0%	8 42.1%	8 42.1%	2 10.5%	1 5.3%	19
Do adults listen to ideas shared by students when making decisions about the program? Count Row %	1 5.6%	3 16.7%	6 33.3%	5 27.8%	3 16.7%	18

Totals

Total Responses

19

22. Please respond to the following items.

	No	Not very much	Most of the time	Yes, always	Responses
Do you like this afterschool program? Count Row %	0 0.0%	2 10.5%	8 42.1%	9 47.4%	19
Can you get help with your schoolwork in the program? Count Row %	0 0.0%	0 0.0%	6 31.6%	13 68.4%	19
Do you like the activities we do in the program? Count Row %	0 0.0%	2 10.5%	10 52.6%	7 36.8%	19
Do the staff at the afterschool program treat you well? Count Row %	0 0.0%	0 0.0%	5 26.3%	14 73.7%	19
Do the adults at the afterschool program help you? Count Row %	0 0.0%	1 5.3%	8 42.1%	10 52.6%	19
Do you like the staff at the afterschool program? Count Row %	0 0.0%	1 5.3%	8 42.1%	10 52.6%	19
Do the staff at the afterschool program care about how you are doing in school? Count Row %	0 0.0%	0 0.0%	8 44.4%	10 55.6%	18
Do the things you do at the afterschool program help you understand what you are learning in school? Count Row %	2 11.1%	5 27.8%	8 44.4%	3 16.7%	18
Do you feel safe on your way to/from the afterschool program? Count Row %	0 0.0%	0 0.0%	4 21.1%	15 78.9%	19

	No	Not very much	Most of the time	Yes, always	Responses
Do you feel safe in this program?					
Count	0	2	5	12	19
Row %	0.0%	10.5%	26.3%	63.2%	
Totals					
Total Responses					19

23. Please respond to the following items.

	No	Not very much	Most of the time	Yes, always	Responses
If I had a big problem, I would seek help.					
Count	2	1	7	8	18
Row %	11.1%	5.6%	38.9%	44.4%	
I know what to do when things are not going well.					
Count	0	2	10	6	18
Row %	0.0%	11.1%	55.6%	33.3%	
I think carefully about what I'm going to do before I do it.					
Count	0	4	10	4	18
Row %	0.0%	22.2%	55.6%	22.2%	
I am responsible for my decisions.					
Count	0	0	5	13	18
Row %	0.0%	0.0%	27.8%	72.2%	
I know the rules and consequences for how to behave.					
Count	0	0	3	15	18
Row %	0.0%	0.0%	16.7%	83.3%	
Totals					
Total Responses					18



24. Please respond to the following items.

	No	Not very much	Most of the time	Yes, always	Responses
Do the other students in this program make you feel welcome? Count Row %	0 0.0%	4 23.5%	9 52.9%	4 23.5%	17
Are students in the program nice to you? Count Row %	0 0.0%	4 23.5%	10 58.8%	3 17.6%	17
Do you feel like you belong in this program? Count Row %	1 5.9%	2 11.8%	7 41.2%	7 41.2%	17
Totals Total Responses					17

25. This year, do you think the afterschool program has helped you with...

	No	Not very much	Yes, somewhat	Yes, a lot	I don't know	Responses
Academic performance (e.g., grades and tests in school)? Count Row %	3 18.8%	3 18.8%	4 25.0%	4 25.0%	2 12.5%	16
Motivation to do well and stay in school? Count Row %	1 6.3%	1 6.3%	6 37.5%	6 37.5%	2 12.5%	16
Feeling good about yourself? Count Row %	2 11.8%	2 11.8%	5 29.4%	7 41.2%	1 5.9%	17
Getting along with other people (positive relationships)? Count Row %	2 11.8%	1 5.9%	5 29.4%	8 47.1%	1 5.9%	17
Handling problems (problem solving)? Count Row %	2 12.5%	1 6.3%	4 25.0%	5 31.3%	4 25.0%	16
Working with other students (collaboration)? Count Row %	2 11.8%	0 0.0%	5 29.4%	7 41.2%	3 17.6%	17

Totals

Total Responses

17